

Scaled data based on original data using
LM-79-08 Approved Method: Electrical and Photometric Measurements of Solid-
State Lighting Products

Test Report Prepared for
Cooper Lighting Solutions
(formerly Eaton)

Brand: McGRAW-EDISON

Report Number: P944110

Luminaire Tested: **GALN-SB8D-930-U-5WQ**

Issue Date: 1/21/2025

Test Information

Test Method: LM-79-08
Report Number: P944110
TEST IS SCALED FROM IESNA LM-79-08 TEST DATA (G2-2405-108-1)
Test Lab: INNOVATION CENTER
Issue Date: 1/21/2025
Manufacturer: COOPER LIGHTING SOLUTIONS (FORMERLY EATON)
Product Line: MCGRAW-EDISON
Catalog Number: GALN-SB8D-930-U-5WQ
Description: GALLEON AREA AND ROADWAY HIGH DENSITY LED LUMINAIRE
(8) 90 CRI, 3000K, 900mA LIGHTSQUARES WITH 26 LEDS EACH AND TYPE V WIDE OPTICS
Light Source: -
Ballast/Driver: -

Summary

Lumens per Lamp: N/A
Luminaire Lumens: 57901 lumens
Efficiency: N/A
Efficacy: 99.0 lumens/watt
Luminous Opening: Rectangular (W 1.5' x L: 1.5' x H: 0')
IES Classification: Type V - Short
BUG Rating: B5 - U0 - G5

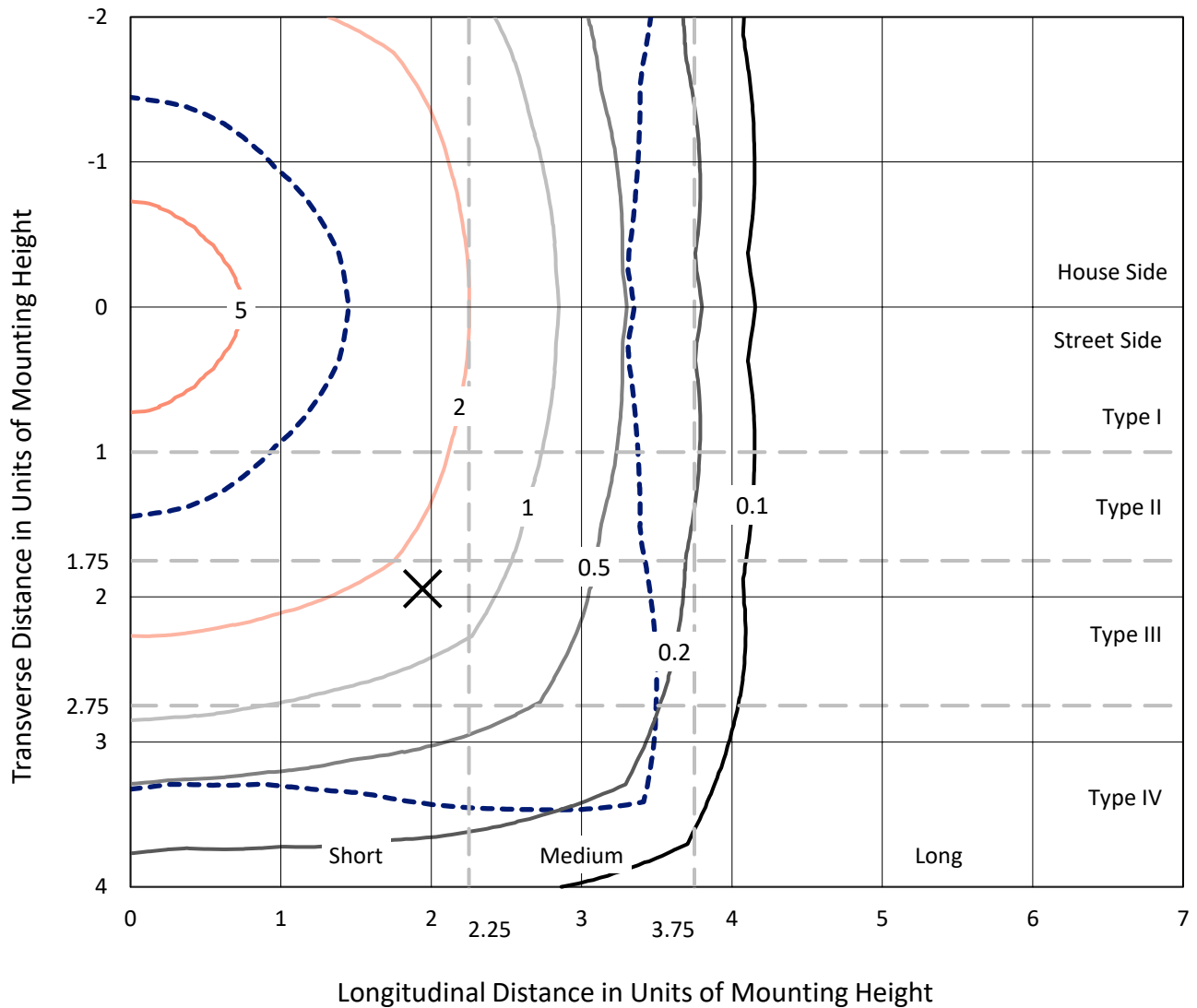
Input Watts (W): 584.9
Input Voltage (V): NR
Input Current (Ain): NR
Voltage Rise (V): NR
Power Factor: NR
Total Harmonic Distortion (THDi): NR
Frequency (hertz): 60
Stabilization Time: NR
Operation Time: NR
Ambient Temperature (°C): NR
Test Distance: 24 FT



REPORT NUMBER: P944110
 CATALOG NUMBER: GALN-SB8D-930-U-5WQ

Iso-Footcandle Lines of Horizontal Illumination

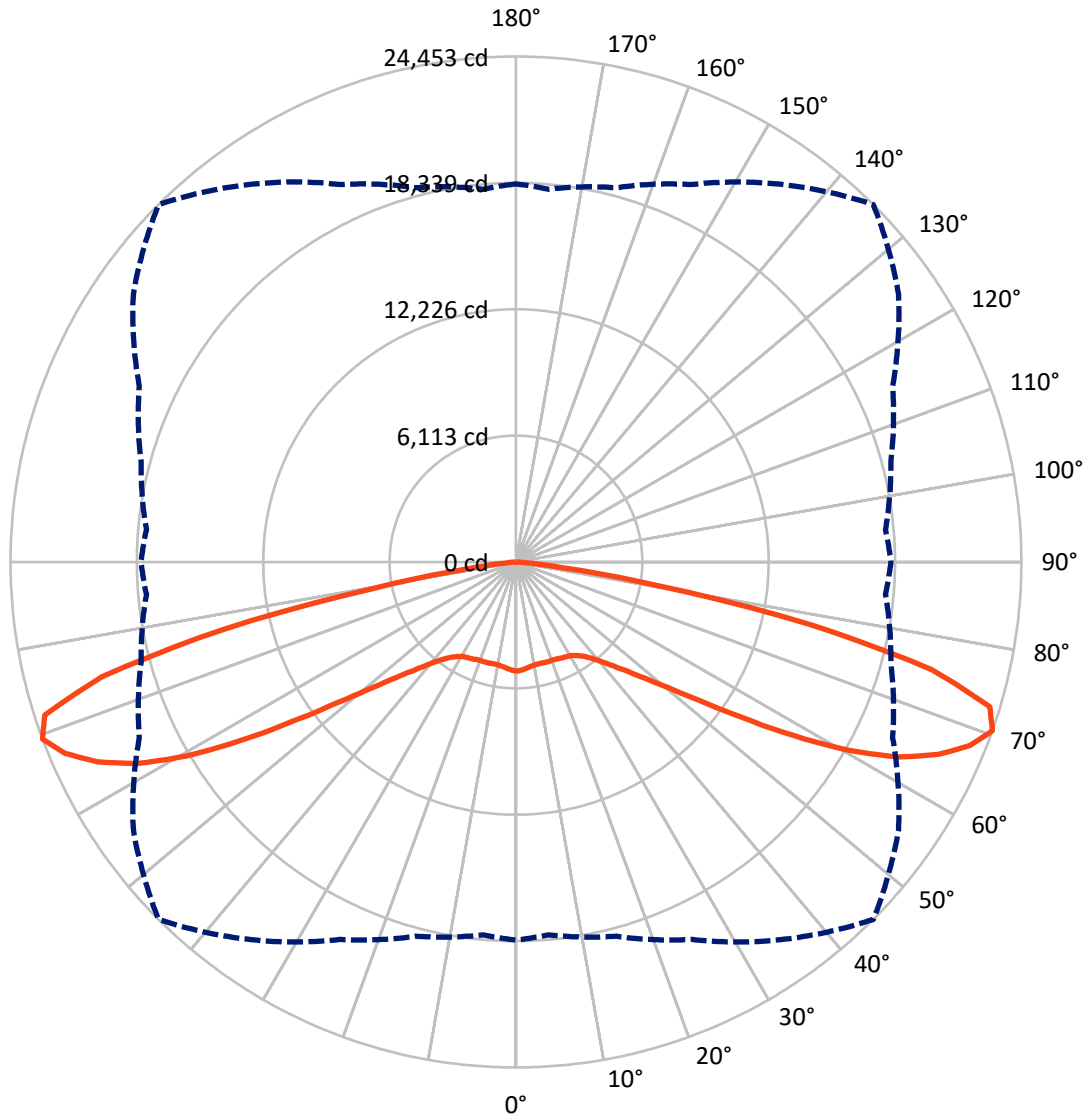
✕ Max cd
 - - - 1/2 Max cd



Based on 25 foot mounting height. Maximum calculated value = 8.5 fc
 Type V - Short - N/A

REPORT NUMBER: P944110
CATALOG NUMBER: GALN-SB8D-930-U-5WQ

Luminous Intensity Polar Plot



— Vertical Plane Through 45-Deg Lateral - - - Horizontal Cone Through 70-Deg Vertical

REPORT NUMBER: P944110

CATALOG NUMBER: GALN-SB8D-930-U-5WQ

FLUX DISTRIBUTION:

		Downward	Upward	Total
House Side	Lumens	28950.5	0.0	28950.5
	% Fixture	50.0	0.0	50.0
Street Side	Lumens	28950.5	0.0	28950.5
	% Fixture	50.0	0.0	50.0
Total	Lumens	57901.0	0.0	57901.0
	% Fixture	100.0	0.0	100.0

ZONAL LUMENS:

Zone	Lumens	% Fixture
0°-10°	491.3	0.8
10°-20°	1442.7	2.5
20°-30°	2400.8	4.1
30°-40°	3630.7	6.3
40°-50°	6033.4	10.4
50°-60°	11384.8	19.7
60°-70°	19223.6	33.2
70°-80°	12631.9	21.8
80°-90°	661.8	1.1
90°-100°	0.0	0.0
100°-110°	0.0	0.0
110°-120°	0.0	0.0
120°-130°	0.0	0.0
130°-140°	0.0	0.0
140°-150°	0.0	0.0
150°-160°	0.0	0.0
160°-170°	0.0	0.0
170°-180°	0.0	0.0
0°-90°	57901.0	100.0
0°-180°	57901.0	100.0

Coefficient of Utilization

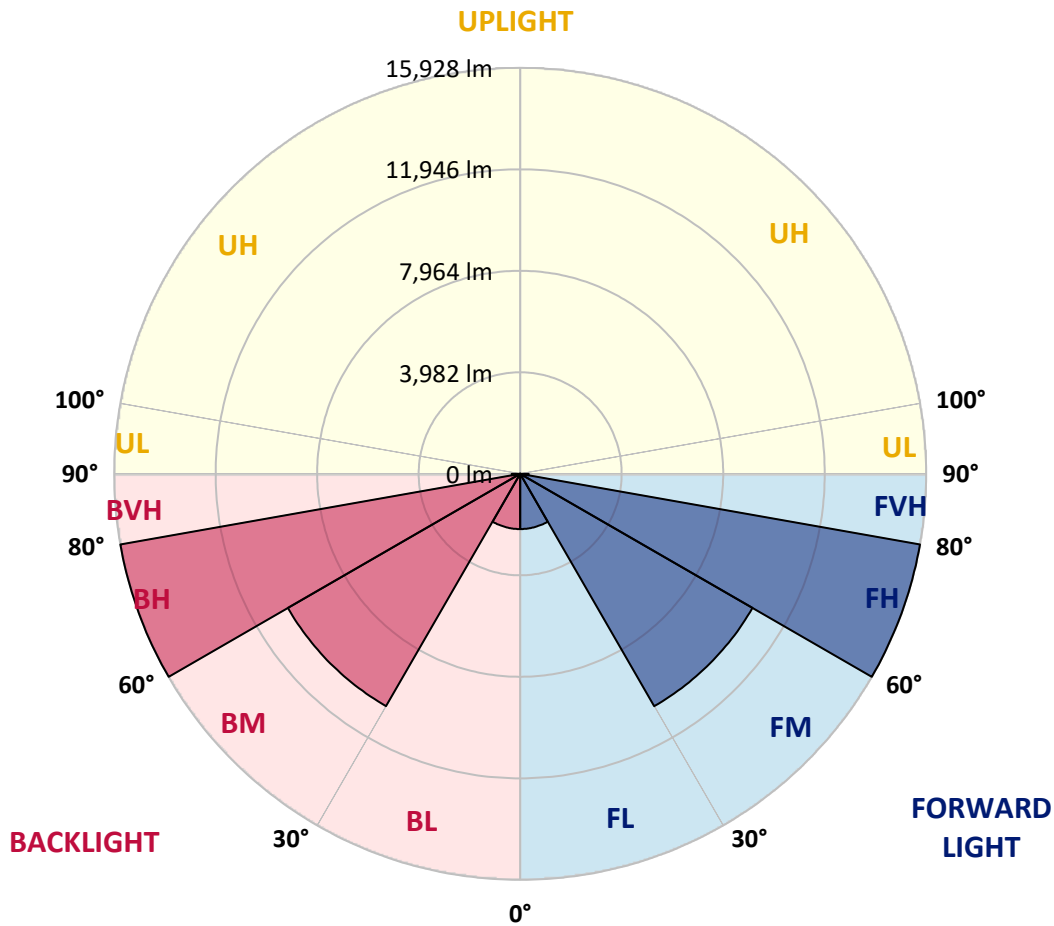


REPORT NUMBER: P944110
 CATALOG NUMBER: GALN-SB8D-930-U-5WQ

LUMINAIRE CLASSIFICATION SYSTEM LUMEN TABLE AND BUG RATING:

Zone	Lumens	% Fixture	Zone Rating/Lumen Limit		
			B	U	G
FL (0°-30°)	2167.4	3.7			
FM (30°-60°)	10524.4	18.2			
FH (60°-80°)	15927.8	27.5			G5
FVH (80°-90°)	330.9	0.6			G3/500
BL (0°-30°)	2167.4	3.7	B3/2500		
BM (30°-60°)	10524.4	18.2	B5		
BH (60°-80°)	15927.8	27.5	B5		G5
BVH (80°-90°)	330.9	0.6			G3/500
UL (90°-100°)	0.0	0.0		U0/0	
UH (100°-180°)	0.0	0.0		U0/0	

BUG Rating: B5-U0-G5
 Type V Short



REPORT NUMBER: P944110
 CATALOG NUMBER: GALN-SB8D-930-U-5WQ

CANDELA DISTRIBUTION (FULL):

	0°	5°	15°	25°	35°	45°	55°	65°	75°	85°
0°	5281.7	5281.7	5281.7	5281.7	5281.7	5281.7	5281.7	5281.7	5281.7	5281.7
2.5°	5248.6	5263.7	5257.7	5245.6	5245.6	5236.6	5245.6	5251.6	5260.7	5266.7
5°	5179.4	5191.5	5188.4	5179.4	5182.4	5173.4	5179.4	5188.4	5194.5	5197.5
7.5°	5119.2	5131.3	5125.2	5110.2	5110.2	5101.2	5104.2	5113.2	5122.2	5125.2
10°	5104.2	5116.2	5098.2	5074.1	5065.1	5053.0	5056.0	5065.1	5083.1	5092.1
12.5°	5110.2	5119.2	5101.2	5065.1	5056.0	5044.0	5044.0	5053.0	5077.1	5089.1
15°	5128.3	5137.3	5110.2	5071.1	5062.0	5053.0	5050.0	5062.0	5089.1	5110.2
17.5°	5161.4	5170.4	5128.3	5074.1	5062.0	5065.1	5062.0	5071.1	5113.2	5152.3
20°	5191.5	5197.5	5140.3	5074.1	5062.0	5065.1	5062.0	5080.1	5134.3	5188.4
22.5°	5200.5	5206.5	5152.3	5095.1	5086.1	5089.1	5086.1	5104.2	5155.3	5209.5
25°	5203.5	5212.5	5170.4	5125.2	5140.3	5146.3	5140.3	5143.3	5182.4	5230.6
27.5°	5248.6	5260.7	5221.5	5182.4	5191.5	5188.4	5197.5	5206.5	5236.6	5284.7
30°	5341.9	5351.0	5317.9	5278.7	5272.7	5251.6	5278.7	5308.8	5341.9	5384.1
32.5°	5495.4	5513.5	5471.3	5429.2	5402.1	5390.1	5411.1	5462.3	5507.5	5552.6
35°	5751.2	5763.3	5724.1	5645.9	5597.7	5597.7	5615.8	5682.0	5754.2	5811.4
37.5°	6112.4	6127.4	6058.2	5964.9	5892.7	5892.7	5916.7	5986.0	6094.3	6175.6
40°	6551.8	6572.8	6485.6	6389.2	6320.0	6308.0	6338.1	6416.3	6518.7	6621.0
42.5°	7081.4	7105.5	6991.2	6906.9	6852.7	6852.7	6867.8	6940.0	7033.3	7159.7
45°	7758.6	7800.7	7644.2	7560.0	7508.8	7520.8	7529.9	7593.1	7677.3	7821.8
47.5°	8565.1	8607.3	8441.8	8354.5	8345.4	8402.6	8366.5	8411.7	8456.8	8622.3
50°	9480.0	9552.3	9437.9	9431.9	9449.9	9555.3	9471.0	9495.1	9443.9	9549.3
52.5°	10599.6	10704.9	10683.9	10720.0	10921.6	11138.3	10945.7	10861.4	10668.8	10701.9
55°	11956.9	12116.4	12146.5	12363.2	12820.6	13263.0	12853.7	12513.7	12104.4	12029.1
57.5°	13500.8	13627.2	13771.6	14214.0	15068.8	15854.2	15068.8	14316.4	13672.3	13518.8
60°	15162.0	15318.5	15457.0	16110.1	17380.1	18484.6	17356.0	16161.2	15309.5	15101.9
62.5°	16946.7	17148.3	17244.6	17969.9	19450.6	20768.8	19471.7	18024.1	17079.1	16856.4
65°	18659.1	18824.7	18933.0	19706.4	21120.9	22442.1	21217.2	19790.7	18818.6	18526.7
67.5°	19456.7	19546.9	19811.8	20687.6	22180.3	23688.1	22433.1	20780.9	19694.4	19182.8
70°	18289.0	18105.4	18743.4	20145.8	22306.7	24452.5	22595.6	20103.7	18773.5	17942.9
72.5°	14132.8	13816.8	14924.3	17322.9	20862.1	23964.9	21006.6	17458.3	15613.5	13928.1
75°	7689.4	7331.2	8860.1	11893.7	16636.7	20771.8	17018.9	12233.8	9865.3	7632.2
77.5°	2169.9	2034.4	3268.4	5754.2	10006.7	14584.2	10391.9	5880.6	3876.3	2299.3
80°	665.1	644.0	872.8	1733.5	4249.5	6985.1	4083.9	1754.6	1110.5	701.2
82.5°	394.2	361.1	433.4	632.0	1083.4	2194.0	1053.3	659.1	529.7	355.1
85°	225.7	210.7	255.8	307.0	364.2	466.5	304.0	313.0	282.9	189.6
87.5°	93.3	84.3	99.3	96.3	84.3	108.3	81.3	96.3	114.4	75.2
90°	0.0	0.0	0.0	0.0	0.0	0.0	0.0	0.0	0.0	0.0

(END C

90°
5281.7
5263.7
5197.5
5125.2
5092.1
5092.1
5113.2
5152.3
5191.5
5209.5
5227.6
5272.7
5375.0
5534.5
5790.3
6145.5
6587.9
7150.7
7815.8
8574.2
9486.1
10590.6
11911.7
13410.5
14921.3
16675.8
18382.3
19188.8
18141.5
14346.5
8128.8
2555.1
740.3
385.2
198.6
69.2
0.0

OF REPORT)